

All for Vet, All for Better



URIT-5380Vet

Auto 5-Diff Hematology with RET

All for Vet, All for Better

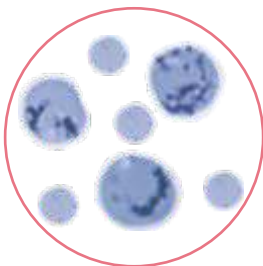
Value-added Parameters

Reticulocyte

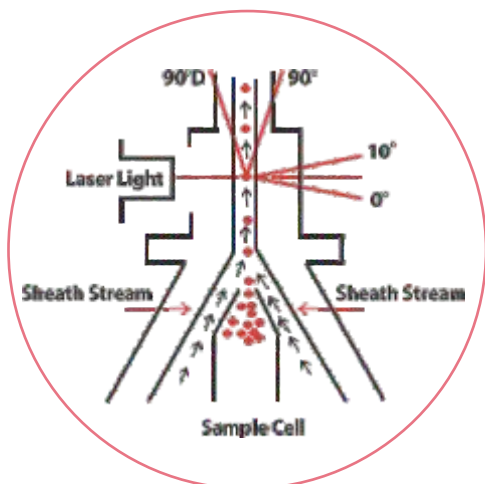
RET%, RET_ABS, IRF
One Step RET Test

NRBC

LIC, ALY



Unique 4-angle Pure Laser Technology



Without Chemical Dye

Original Cell Morphology Signal

One Channel for WBC 5-Diff

URIT-5380Vet


Auto 5-Diff Hematology with RET

Efficient, Auto-loader



Up to 50-minute Walk Away

Reliable, Two 3D Sterograms



2 Histograms

2 Scatter Grams

2 3D Sterograms

Less Maintenance

Exclusive Software for Veterinary Use

High Quality Components

One-key Maintenance

Integrated Internal Design



URIT-5380Vet

Auto 5-Diff Hematology with RET

Technical Specifications

Species

Dog, Cat, Horse, Pig, Cow, Buffalo, Rabbit, Monkey, Rat, Mouse, Sheep, Goat, Camel, 3 User-defined

Parameters

34 Parameters: WBC, LYM%#, MON%#, NEU%#, EOS%#, BASO%#, RBC, HGB, HCT, MCV, MCH, MCHC, RDW_CV, RDW_SD, PLT, MPV, PDW, PCT, P_LCC, P_LCR, RET%, RET_ABS, IRF, NRBC%#, LIC%#, ALY%#

2 Histograms for RBC and PLT, 2 Scattergrams for WBC Diff, 2 Scattergrams for Reticulocyte, 2 3D grams for WBC Diff

Principles

WBC Diff: Laser Light Multi-Dimensional Cell Classification;

WBC/HGB/PLT Analysis: Impedance Method; HGB Analysis: Cyanide-free Reagent Colorimetry

Reagent

Diluent, Sheath, Detergent, Lyse

Sample Position

Up to 50 Samples

Test Mode

Whole Blood&Prediluted

Sample Volume

Whole Blood: 20 µL; Prediluted: 20 µL

Throughput

Up to 60 T/H

Data Storage

Up to 200,000 Sample Results with Grams

Display

PC Display (17 inch Color TFT Screen)

Dimension

580*550*705 mm, 73 kg



Marketed by :

Uritec India, Plot No. 2, 1st Floor,
NK Sharma Office Road, Lohgarh,
Zirakpur -140603, India

Phone : +91 97799 80500
e-mail : info@uritecindia.com
Web : www.uritecindia.com